



DP14CM COMMERCIAL

Cooling Capacity: 35,000 - 56,000 BTU/h

3 - 5 TON, THREE-PHASE
PACKAGED AIR CONDITIONER
14 SEER



■ Contents

Nomenclature	2
Product Specifications	3
Expanded Cooling Data.....	4
Airflow Data	10
Dimensions	11
Wiring Diagrams	12
Accessories	13
Heat Kit Electrical Data	13

■ Standard Features

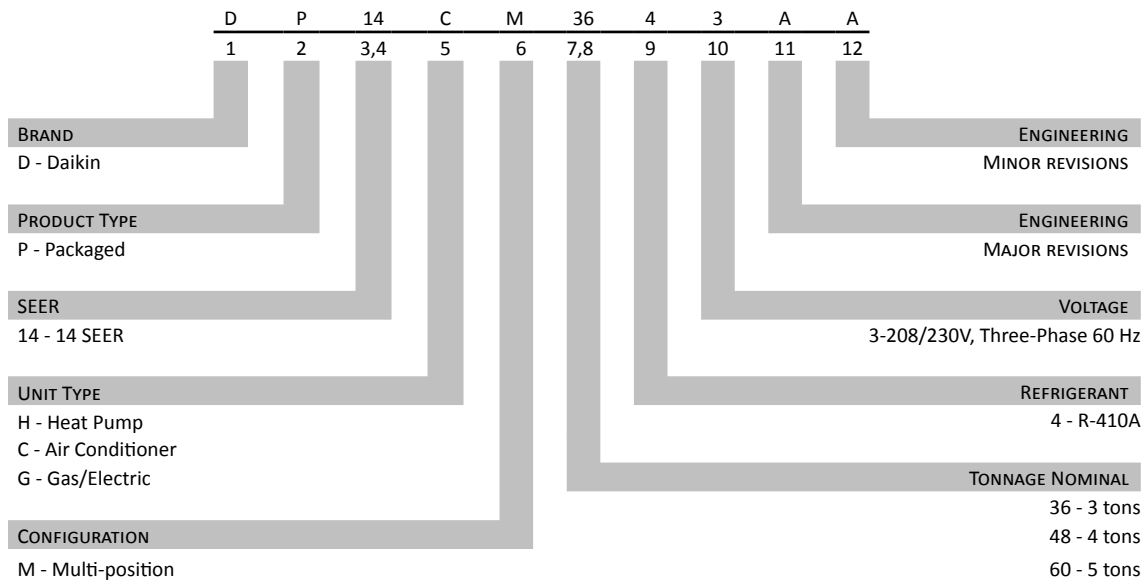
- Energy-efficient compressor with internal relief valve
- Multi-speed EEM indoor blower motor
- Convertible airflow: horizontal or downflow
- Copper tube / aluminum fin condenser coil
- All-aluminum evaporator coils
- Totally enclosed, permanently lubricated condenser fan motor
- Fully charged R-410A system
- Electric heat kit available as a field-installed accessory

■ Cabinet Features

- Heavy-gauge galvanized-steel cabinet with Nickel Gray powder-paint finish
- Fully insulated blower compartment with convenient access panels
- Louvered condenser coil protection
- One footprint; two heights



* Complete warranty details available from your local distributor or manufacturer's representative or at www.daikincomfort.com.



	DP14CM 3643A*	DP14CM 4843A*	DP14CM 6043A*
COOLING CAPACITY			
Total BTU/h	35,000	46,500	56,000
Sensible BTU/h	27,600	36,200	41,000
SEER / EER	14 / 11.0	14 / 11.0	14 / 11.0
Decibels	80.1	81.7	80.2
AHRI Numbers	9956463	9956307	9956308
EVAPORATOR MOTOR			
Type	EEM	EEM	EEM
Nominal Cooling CFM	1,200	1,600	1,700
Wheel (DxW)	10 x 9	10 x 9	10 x 9
No. of Speeds	5	5	5
Horsepower - RPM	½	¾	1.0
EVAPORATOR COIL			
Face Area (ft ²)	4.50	6.17	6.17
Rows Deep/ Fin per Inch	4/ 14	4/ 14	4/ 14
Drain Size (NPT)	¾"	¾"	¾"
Refrigerant Charge (oz.)	77	108	177
CONDENSER FAN / COIL			
Horsepower - RPM	¼ - 1,075	¼ - 1,075	½ - 1120
Fan Diameter / # Fan Blades	22 / 3	22 / 3	22 / 3
Face Area (ft ²)	8.77	15.36	20.67
Rows Deep/ Fins per Inch	2 / 27	1 / 24	2 / 16
COMPRESSOR			
Quantity	1	1	1
Type	Scroll	Scroll	Scroll
Stage	Single	Single	Single
ELECTRICAL DATA			
Voltage-Phase	208/230-3	208/230-3	208/230-3
Compressor RLA/LRA	10.4 / 73	13.1 / 83.1	15.9 / 110
Indoor Blower FLA / LRA	3.8 / -	5.4 / -	7.0 / -
Outdoor Fan FLA / LRA	1.4 / 2.9	1.4 / 2.9	2.0 / 4.4
Total Unit Amps	15.6	19.9	24.9
Min. Circuit Ampacity ¹	18.2	23.2	28.9
Max. Overcurrent Protection ²	25 amps	35 amps	40 amps
SHIP WEIGHT (LBS)	365	435	445

¹ Wire size should be determined in accordance with National Electrical Codes. Extensive wire runs will require larger wire sizes.

² May use fuses or HACR-type circuit breakers of the same size as noted.

Note: Always check the S&R plate for electrical data on the unit being installed.

IDB	AIRFLOW	Outdoor Ambient Temperature																									
		65°F				75°F				85°F				95°F				105°F				115°F					
		59	63	67	71	59	63	67	71	59	63	67	71	59	63	67	71	59	63	67	71	59	63	67	71		
70	1381	MBh	35.3	36.6	40.1	-	34.5	35.8	39.2	-	33.7	34.9	38.3	-	32.9	34.1	37.3	-	31.2	32.4	35.5	-	28.9	30.0	32.9	-	
		S/T	0.79	0.66	0.46	-	0.82	0.68	0.47	-	0.84	0.70	0.49	-	0.87	0.72	0.50	-	0.90	0.75	0.52	-	0.91	0.76	0.53	-	
		ΔT	19	16	12	-	19	16	12	-	19	16	12	-	19	16	12	-	19	16	12	-	17	15	11	-	
	1230	kW	2.34	2.39	2.46	-	2.52	2.57	2.65	-	2.67	2.73	2.82	-	2.81	2.87	2.97	-	2.93	2.99	3.09	-	3.03	3.10	3.20	-	
		Amps	9.7	9.9	10.2	-	10.4	10.6	10.9	-	11.2	11.4	11.8	-	11.9	12.2	12.5	-	12.6	12.9	13.2	-	13.3	13.5	14.0	-	
		Hi PR	234	252	266	-	263	283	299	-	299	322	340	-	340	366	387	-	383	412	435	-	423	455	481	-	
	1079	Lo PR	108	115	126	-	115	122	133	-	119	127	138	-	125	133	145	-	131	139	152	-	136	144	157	-	
		MBh	34.3	35.6	39.0	-	33.5	34.7	38.1	-	32.7	33.9	37.2	-	31.9	33.1	36.2	-	30.3	31.4	34.4	-	28.1	29.1	31.9	-	
		S/T	0.75	0.63	0.44	-	0.78	0.65	0.45	-	0.80	0.67	0.46	-	0.83	0.69	0.48	-	0.86	0.72	0.50	-	0.87	0.72	0.50	-	
	75	1381	ΔT	19	17	13	-	20	17	13	-	20	17	13	-	20	17	13	-	20	17	13	-	18	16	12	-
			kW	2.27	2.32	2.39	-	2.44	2.49	2.57	-	2.59	2.64	2.73	-	2.72	2.78	2.87	-	2.83	2.89	2.99	-	2.93	2.99	3.09	-
			Amps	9.4	9.6	9.9	-	10.1	10.3	10.6	-	10.8	11.1	11.4	-	11.5	11.8	12.1	-	12.2	12.4	12.8	-	12.8	13.1	13.5	-
1230		Hi PR	225	242	256	-	252	272	287	-	287	309	326	-	327	352	371	-	368	396	418	-	406	437	462	-	
		Lo PR	104	111	121	-	110	117	128	-	114	122	133	-	120	128	139	-	126	134	146	-	130	139	151	-	
		MBh	31.7	32.8	36.0	-	30.9	32.1	35.1	-	30.2	31.3	34.3	-	29.5	30.5	33.5	-	28.0	29.0	31.8	-	25.9	26.9	29.4	-	
1079		S/T	0.73	0.61	0.42	-	0.75	0.63	0.44	-	0.77	0.65	0.45	-	0.80	0.67	0.46	-	0.83	0.69	0.48	-	0.83	0.70	0.48	-	
		ΔT	20	17	13	-	20	17	13	-	20	17	13	-	20	17	13	-	20	17	13	-	18	16	12	-	
		kW	2.27	2.32	2.39	-	2.44	2.49	2.57	-	2.59	2.64	2.73	-	2.72	2.78	2.87	-	2.83	2.89	2.99	-	2.93	2.99	3.09	-	
75		1381	Amps	9.4	9.6	9.9	-	10.1	10.3	10.6	-	10.8	11.1	11.4	-	11.5	11.8	12.1	-	12.2	12.4	12.8	-	12.8	13.1	13.5	-
			Hi PR	237	255	269	280	265	286	302	315	302	325	343	358	344	370	391	407	387	416	439	458	427	460	486	506
			Lo PR	110	117	127	135	116	123	134	143	120	128	140	149	126	134	147	156	132	141	154	164	137	146	159	169
	1230	MBh	34.9	35.9	38.9	41.7	34.1	35.1	38.0	40.8	33.3	34.3	37.1	39.8	32.5	33.4	36.2	38.8	30.8	31.8	34.4	36.9	28.6	29.4	31.8	34.2	
		S/T	0.86	0.77	0.58	0.37	0.89	0.79	0.60	0.39	0.91	0.81	0.62	0.40	0.94	0.84	0.64	0.41	0.98	0.87	0.66	0.42	0.98	0.88	0.67	0.43	
		ΔT	22	21	17	12	23	21	17	12	23	21	17	12	23	21	17	12	22	21	17	12	21	19	16	11	
	1079	kW	2.34	2.39	2.46	2.54	2.52	2.57	2.65	2.74	2.67	2.73	2.82	2.91	2.81	2.87	2.97	3.06	2.93	2.99	3.09	3.19	3.03	3.10	3.20	3.31	
		Amps	9.7	9.9	10.2	10.6	10.4	10.6	10.9	11.3	11.2	11.5	11.8	12.2	11.9	12.2	12.5	12.9	12.6	12.9	13.2	13.7	13.3	13.5	14.0	14.4	
		Hi PR	234	252	266	278	263	283	299	311	299	322	340	354	340	366	387	403	383	412	435	454	423	455	481	501	
	1079	Lo PR	108	115	126	134	115	122	133	142	119	127	138	147	125	133	145	155	131	139	152	162	136	144	157	168	
		MBh	32.2	33.2	35.9	38.5	31.5	32.4	35.1	37.6	30.7	31.6	34.2	36.7	30.0	30.8	33.4	35.8	28.5	29.3	31.7	34.0	26.4	27.1	29.4	31.5	
		S/T	0.83	0.74	0.56	0.36	0.86	0.77	0.58	0.37	0.88	0.79	0.59	0.38	0.91	0.81	0.61	0.39	0.94	0.84	0.64	0.41	0.95	0.85	0.64	0.41	
1079	ΔT	23	21	17	12	23	21	17	12	23	21	17	12	23	21	17	12	23	21	17	12	21	20	16	11		
	kW	2.29	2.33	2.41	2.48	2.46	2.51	2.59	2.67	2.61	2.66	2.75	2.84	2.74	2.80	2.89	2.99	2.86	2.92	3.01	3.11	2.95	3.02	3.12	3.22		
	Amps	9.5	9.7	10.0	10.3	10.2	10.4	10.7	11.0	10.9	11.2	11.5	11.9	11.6	11.9	12.2	12.6	12.3	12.5	12.9	13.4	12.9	13.2	13.6	14.1		
1079	Hi PR	227	244	258	269	255	274	290	302	290	312	329	344	330	355	375	391	371	400	422	440	410	442	466	486		
	Lo PR	105	112	122	130	111	118	129	137	115	123	134	143	121	129	141	150	127	135	148	157	132	140	153	163		

IDB: Entering Indoor Dry Bulb Temperature
 High and low pressures are measured at the liquid and suction access fittings.
 Shaded area reflects ACCA (TVA) conditions
 Amps = Unit amps (Comp.+ Evaporator + Condenser fan motors)
 kW = Total system power

IDB	AIRFLOW	Outdoor Ambient Temperature												Entering Indoor Wet Bulb Temperature													
		65°F				75°F				85°F				95°F				105°F				115°F					
		59	63	67	71	59	63	67	71	59	63	67	71	59	63	67	71	59	63	67	71	59	63	67	71		
80	1381	MBh	36.6	37.4	39.9	42.7	35.7	36.5	39.0	41.7	34.9	35.6	38.1	40.7	34.0	34.8	37.1	39.7	32.3	33.0	35.3	37.7	29.9	30.6	32.7	34.9	
		S/T	1.00	0.92	0.75	0.56	1.00	0.96	0.78	0.58	1.00	1.00	0.80	0.60	1.00	1.00	0.83	0.62	1.00	1.00	0.86	0.64	1.00	1.00	0.86	0.65	
	1230	ΔT	24	23	20	16	24	23	20	16	23	24	20	16	23	23	20	16	22	22	20	16	20	20	19	15	
		kW	2.38	2.43	2.50	2.58	2.56	2.61	2.70	2.78	2.72	2.78	2.87	2.96	2.86	2.92	3.02	3.12	2.98	3.04	3.14	3.25	3.08	3.15	3.25	3.36	
	1079	Amps	9.9	10.1	10.4	10.7	10.6	10.8	11.1	11.5	11.4	11.6	12.0	12.4	12.1	12.4	12.7	13.2	12.8	13.1	13.5	13.9	13.5	13.8	14.2	14.7	
		Hi PR	239	257	271	283	268	288	305	318	305	328	346	361	347	374	395	412	391	420	444	463	432	465	490	512	
	85	1381	Lo PR	111	118	128	137	117	124	136	145	121	129	141	150	128	136	148	158	134	142	155	165	138	147	161	171
			MBh	35.5	36.3	38.8	41.4	34.7	35.4	37.9	40.5	33.9	34.6	37.0	39.5	33.0	33.8	36.1	38.6	31.4	32.1	34.3	36.6	29.1	29.7	31.7	33.9
		1230	S/T	0.94	0.88	0.72	0.54	0.97	0.91	0.74	0.56	1.00	0.94	0.76	0.57	1.00	0.97	0.79	0.59	1.00	1.00	0.82	0.61	1.00	1.00	0.82	0.62
			ΔT	25	24	21	17	25	24	21	17	25	24	21	17	25	24	21	17	23	24	21	17	22	22	20	16
1079		kW	2.36	2.41	2.48	2.56	2.54	2.59	2.67	2.76	2.70	2.75	2.84	2.93	2.83	2.90	2.99	3.09	2.95	3.02	3.12	3.22	3.05	3.12	3.23	3.33	
		Amps	9.8	10.0	10.3	10.6	10.5	10.7	11.0	11.4	11.3	11.5	11.9	12.3	12.0	12.3	12.6	13.1	12.7	13.0	13.4	13.8	13.4	13.7	14.1	14.6	
85		Hi PR	237	255	269	280	265	286	302	315	302	325	343	358	344	370	391	408	387	416	440	458	427	460	486	507	
		Lo PR	110	117	127	135	116	123	134	143	120	128	140	149	126	134	147	156	132	141	154	164	137	146	159	169	
85		1381	MBh	32.8	33.5	35.8	38.3	32.0	32.7	35.0	37.4	31.3	31.9	34.1	36.5	30.5	31.2	33.3	35.6	29.0	29.6	31.6	33.8	26.8	27.4	29.3	31.3
			S/T	0.91	0.85	0.69	0.52	0.94	0.88	0.72	0.54	0.96	0.90	0.74	0.55	0.99	0.93	0.76	0.57	1.03	0.97	0.79	0.59	1.04	0.98	0.79	0.59
	1230	ΔT	25	24	21	17	26	25	21	17	26	25	21	17	26	25	22	17	25	24	21	17	24	23	20	16	
		kW	2.30	2.35	2.42	2.50	2.48	2.53	2.61	2.69	2.63	2.69	2.77	2.86	2.76	2.82	2.92	3.01	2.88	2.94	3.04	3.14	2.98	3.04	3.14	3.25	
	85	Amps	9.6	9.8	10.1	10.4	10.3	10.5	10.8	11.1	11.0	11.3	11.6	12.0	11.7	12.0	12.3	12.7	12.4	12.6	13.0	13.5	13.0	13.3	13.7	14.2	
		Hi PR	229	247	261	272	257	277	293	305	293	315	333	347	334	359	379	395	375	404	426	445	415	446	471	491	
	85	Lo PR	106	113	123	131	112	119	130	139	117	124	135	144	123	130	142	152	128	137	149	159	133	141	154	164	
		MBh	37.2	37.9	39.7	42.4	36.4	37.1	38.8	41.4	35.5	36.2	37.9	40.4	34.6	35.3	37.0	39.4	32.9	33.5	35.1	37.5	30.5	31.1	32.5	34.7	
	1381	S/T	1.00	1.00	0.90	0.73	1.00	1.00	0.93	0.76	1.00	1.00	0.96	0.78	1.00	1.00	0.99	0.80	1.00	1.00	1.00	0.83	1.00	1.00	1.00	0.84	
		ΔT	25	25	25	21	24	25	24	21	24	24	24	21	23	24	24	21	22	22	23	21	20	21	22	19	
1230	kW	2.40	2.45	2.52	2.60	2.58	2.63	2.72	2.81	2.74	2.80	2.89	2.98	2.88	2.94	3.04	3.14	3.00	3.07	3.17	3.27	3.11	3.17	3.28	3.39		
	Amps	10.0	10.2	10.5	10.8	10.7	10.9	11.2	11.6	11.5	11.7	12.1	12.5	12.2	12.5	12.8	13.3	12.9	13.2	13.6	14.1	13.6	13.9	14.3	14.8		
85	Hi PR	241	260	274	286	271	291	308	321	308	331	350	365	351	377	399	416	395	425	448	468	436	469	495	517		
	Lo PR	112	119	130	138	118	126	137	146	123	131	142	152	129	137	150	159	135	144	157	167	140	149	162	173		
1381	MBh	36.1	36.8	38.6	41.2	35.3	36.0	37.7	40.2	34.5	35.1	36.8	39.2	33.6	34.3	35.9	38.3	31.9	32.6	34.1	36.4	29.6	30.2	31.6	33.7		
	S/T	0.99	0.95	0.86	0.70	1.00	0.99	0.89	0.72	1.00	1.00	0.91	0.74	1.00	1.00	0.94	0.76	1.00	1.00	0.98	0.79	1.00	1.00	0.99	0.80		
1230	ΔT	27	26	25	21	26	27	25	22	26	26	25	22	25	26	25	22	24	24	25	22	22	23	23	20		
	kW	2.38	2.43	2.50	2.58	2.56	2.61	2.70	2.78	2.72	2.78	2.87	2.96	2.86	2.92	3.02	3.12	2.98	3.04	3.14	3.25	3.08	3.15	3.25	3.36		
85	Amps	9.9	10.1	10.4	10.7	10.6	10.8	11.1	11.5	11.4	11.6	12.0	12.4	12.1	12.4	12.7	13.2	12.8	13.1	13.5	13.9	13.5	13.8	14.2	14.7		
	Hi PR	239	257	271	283	268	288	305	318	305	328	346	361	347	374	395	412	391	420	444	463	432	465	490	512		
1079	Lo PR	111	118	128	137	117	124	136	145	121	129	141	150	128	136	148	158	134	142	155	165	138	147	161	171		
	MBh	33.4	34.0	35.6	38.0	32.6	33.2	34.8	37.1	31.8	32.4	34.0	36.2	31.0	31.6	33.1	35.3	29.5	30.0	31.5	33.6	27.3	27.8	29.1	31.1		
85	S/T	0.95	0.92	0.83	0.67	0.98	0.95	0.86	0.70	1.00	0.97	0.88	0.71	1.00	1.00	0.91	0.74	1.00	1.00	0.94	0.76	1.00	1.00	0.95	0.77		
	ΔT	27	27	25	22	27	27	25	22	27	27	25	22	26	27	26	22	25	26	25	22	23	24	24	20		
1079	kW	2.32	2.37	2.44	2.52	2.50	2.55	2.63	2.71	2.65	2.71	2.79	2.89	2.79	2.85	2.94	3.04	2.90	2.97	3.06	3.17	3.00	3.07	3.17	3.28		
	Amps	9.7	9.9	10.1	10.5	10.3	10.5	10.9	11.2	11.1	11.4	11.7	12.1	11.8	12.0	12.4	12.8	12.5	12.7	13.1	13.6	13.1	13.4	13.8	14.3		
85	Hi PR	232	249	263	275	260	280	295	308	296	318	336	351	337	362	383	399	379	408	431	449	419	451	476	496		
	Lo PR	107	114	125	133	113	121	132	140	118	125	137	146	124	132	144	153	130	138	151	160	134	143	156	166		

IDB: Entering Indoor Dry Bulb Temperature
High and low pressures are measured at the liquid and suction access fittings.

Shaded area reflects AHRI (TVA) conditions

Amps = Unit amps (Comp.+ Evaporator + Condenser fan motors)
kW = Total system power

IDB	AIRFLOW	Outdoor Ambient Temperature																							
		65°F				75°F				85°F				95°F				105°F				115°F			
		59	63	67	71	59	63	67	71	59	63	67	71	59	63	67	71	59	63	67	71	59	63	67	71
70	MBh	46.2	47.9	52.5	-	45.1	46.8	51.2	-	44.1	45.7	50.0	-	43.0	44.5	48.8	-	40.8	42.3	46.4	-	37.8	39.2	42.9	-
	S/T	0.78	0.65	0.45	-	0.81	0.68	0.47	-	0.83	0.70	0.48	-	0.86	0.72	0.50	-	0.89	0.75	0.52	-	0.90	0.75	0.52	-
	ΔT	19	16	12	-	19	16	12	-	19	16	12	-	19	16	12	-	19	16	12	-	17	15	11	-
	kW	3.17	3.24	3.34	-	3.42	3.49	3.60	-	3.63	3.71	3.83	-	3.82	3.91	4.04	-	3.98	4.07	4.21	-	4.12	4.22	4.36	-
	Amps	15.0	15.3	15.7	-	15.9	16.2	16.7	-	17.0	17.4	17.9	-	18.0	18.4	18.9	-	19.0	19.4	19.9	-	19.9	20.3	20.9	-
	Hi PR	262	282	298	-	294	317	335	-	335	360	380	-	381	410	433	-	429	462	488	-	474	510	539	-
	Lo PR	113	120	131	-	120	127	139	-	124	132	144	-	130	139	152	-	137	145	159	-	141	150	164	-
	MBh	44.9	46.5	50.9	-	43.8	45.4	49.8	-	42.8	44.3	48.6	-	41.7	43.2	47.4	-	39.6	41.1	45.0	-	36.7	38.1	41.7	-
	S/T	0.75	0.62	0.43	-	0.77	0.65	0.45	-	0.79	0.66	0.46	-	0.82	0.68	0.47	-	0.85	0.71	0.49	-	0.86	0.72	0.50	-
	ΔT	19	17	13	-	20	17	13	-	20	17	13	-	20	17	13	-	19	17	13	-	18	16	12	-
kW	3.15	3.21	3.32	-	3.39	3.46	3.57	-	3.60	3.68	3.80	-	3.79	3.87	4.00	-	3.95	4.04	4.17	-	4.09	4.18	4.32	-	
Amps	14.9	15.1	15.5	-	15.8	16.1	16.6	-	16.9	17.3	17.7	-	17.9	18.2	18.7	-	18.8	19.2	19.8	-	19.8	20.2	20.8	-	
Hi PR	260	280	295	-	291	314	331	-	331	357	377	-	378	406	429	-	425	457	483	-	469	505	533	-	
Lo PR	112	119	130	-	118	126	137	-	123	131	143	-	129	137	150	-	135	144	157	-	140	149	163	-	
MBh	41.4	42.9	47.0	-	40.4	41.9	45.9	-	39.5	40.9	44.8	-	38.5	39.9	43.7	-	36.6	37.9	41.5	-	33.9	35.1	38.5	-	
S/T	0.72	0.60	0.42	-	0.75	0.62	0.43	-	0.77	0.64	0.44	-	0.79	0.66	0.46	-	0.82	0.69	0.47	-	0.83	0.69	0.48	-	
ΔT	20	17	13	-	20	17	13	-	20	17	13	-	20	17	13	-	20	17	13	-	18	16	12	-	
kW	3.07	3.14	3.24	-	3.31	3.38	3.49	-	3.51	3.59	3.71	-	3.70	3.78	3.90	-	3.85	3.94	4.07	-	3.99	4.08	4.21	-	
Amps	14.5	14.8	15.2	-	15.5	15.8	16.2	-	16.5	16.9	17.3	-	17.5	17.8	18.3	-	18.4	18.8	19.3	-	19.3	19.7	20.3	-	
Hi PR	252	271	286	-	283	304	321	-	322	346	365	-	366	394	416	-	412	443	468	-	455	490	517	-	
Lo PR	109	116	126	-	115	122	133	-	119	127	139	-	125	133	146	-	131	140	153	-	136	145	158	-	
75	MBh	47.0	48.4	52.4	56.2	45.9	47.2	51.1	54.9	44.8	46.1	49.9	53.6	43.7	45.0	48.7	52.3	41.5	42.7	46.3	49.7	38.5	39.6	42.9	46.0
	S/T	0.89	0.80	0.60	0.39	0.92	0.83	0.62	0.40	0.95	0.85	0.64	0.41	0.98	0.87	0.66	0.43	1.00	0.91	0.69	0.44	1.00	0.91	0.69	0.45
	ΔT	21	20	16	11	22	20	16	11	22	20	16	11	22	20	17	11	21	20	16	11	20	19	15	11
	kW	3.20	3.27	3.37	3.48	3.45	3.52	3.63	3.75	3.66	3.74	3.87	3.99	3.85	3.94	4.07	4.21	4.02	4.11	4.24	4.39	4.16	4.25	4.39	4.54
	Amps	15.1	15.4	15.8	16.2	16.1	16.4	16.8	17.3	17.2	17.5	18.0	18.6	18.1	18.5	19.0	19.6	19.1	19.5	20.1	20.7	20.1	20.5	21.1	21.8
	Hi PR	265	285	301	314	297	320	338	352	338	364	384	401	385	415	438	457	433	466	492	514	479	515	544	568
	Lo PR	114	122	133	141	121	128	140	149	125	133	146	155	132	140	153	163	138	147	160	171	143	152	166	177
	MBh	45.6	47.0	50.8	54.6	44.6	45.9	49.7	53.3	43.5	44.8	48.5	52.0	42.4	43.7	47.3	50.8	40.3	41.5	44.9	48.2	37.3	38.4	41.6	44.7
	S/T	0.85	0.76	0.58	0.37	0.88	0.79	0.60	0.38	0.90	0.81	0.61	0.39	0.93	0.83	0.63	0.41	0.97	0.87	0.65	0.42	0.98	0.87	0.66	0.42
	ΔT	22	21	17	12	23	21	17	12	23	21	17	12	23	21	17	12	22	21	17	12	21	19	16	11
kW	3.17	3.24	3.34	3.45	3.42	3.49	3.60	3.72	3.63	3.71	3.83	3.96	3.82	3.91	4.04	4.17	3.98	4.07	4.21	4.35	4.12	4.22	4.36	4.51	
Amps	15.0	15.3	15.7	16.1	15.9	16.2	16.7	17.2	17.0	17.4	17.9	18.4	18.0	18.4	18.9	19.5	19.0	19.4	19.9	20.6	19.9	20.3	20.9	21.6	
Hi PR	262	282	298	311	294	317	335	349	335	360	381	397	381	410	433	452	429	462	488	509	474	510	539	562	
Lo PR	113	120	131	140	120	127	139	148	124	132	144	154	131	139	152	161	137	146	159	169	141	150	164	175	
MBh	42.1	43.3	46.9	50.4	41.1	42.3	45.8	49.2	40.1	41.3	44.7	48.0	39.2	40.3	43.6	46.8	37.2	38.3	41.5	44.5	34.5	35.5	38.4	41.2	
S/T	0.82	0.73	0.55	0.36	0.85	0.76	0.57	0.37	0.87	0.78	0.59	0.38	0.90	0.80	0.61	0.39	0.93	0.83	0.63	0.41	0.94	0.84	0.64	0.41	
ΔT	23	21	17	12	23	21	17	12	23	21	17	12	23	21	17	12	23	21	17	12	21	20	16	11	
kW	3.10	3.16	3.26	3.37	3.33	3.41	3.51	3.63	3.54	3.62	3.74	3.86	3.73	3.81	3.93	4.07	3.88	3.97	4.10	4.24	4.02	4.11	4.25	4.39	
Amps	14.7	14.9	15.3	15.8	15.6	15.9	16.3	16.8	16.7	17.0	17.5	18.0	17.6	18.0	18.4	19.0	18.5	18.9	19.4	20.1	19.5	19.9	20.4	21.1	
Hi PR	255	274	289	302	286	307	325	339	325	350	369	385	370	398	420	438	416	448	473	493	460	495	523	545	
Lo PR	110	117	127	136	116	123	135	143	121	128	140	149	127	135	147	157	133	141	154	164	137	146	159	170	

IDB: Entering Indoor Dry Bulb Temperature
 High and low pressures are measured at the liquid and suction access fittings.
 Shaded area reflects ACCA (TVA) conditions
 Amps = Unit amps (Comp.+ Evaporator + Condenser fan motors)
 kW = Total system power

IDB	AIRFLOW	Outdoor Ambient Temperature																							
		65°F				75°F				85°F				95°F				105°F				115°F			
		59	63	67	71	59	63	67	71	59	63	67	71	59	63	67	71	59	63	67	71	59	63	67	71
80	MBh	47.8	48.9	52.2	55.8	46.7	47.7	51.0	54.5	45.6	46.6	49.8	53.2	44.5	45.5	48.6	51.9	42.3	43.2	46.1	49.3	42.3	43.2	46.1	49.3
	S/T	1.00	0.92	0.75	0.56	1.00	0.95	0.77	0.58	1.00	1.00	0.79	0.59	1.00	1.00	0.82	0.61	1.00	1.00	0.85	0.63	1.00	1.00	0.85	0.63
	ΔT	25	23	20	16	24	23	20	16	23	24	20	16	23	23	20	16	22	22	20	16	22	22	20	16
	kW	3.22	3.29	3.40	3.51	3.47	3.55	3.66	3.78	3.69	3.77	3.90	4.03	3.89	3.97	4.10	4.24	4.05	4.14	4.28	4.43	4.19	4.29	4.43	4.58
	Amps	15.2	15.5	15.9	16.4	16.2	16.5	16.9	17.4	17.3	17.7	18.1	18.7	18.3	18.7	19.2	19.8	19.3	19.7	20.2	20.9	20.2	20.7	21.3	22.0
	Hi PR	268	288	304	317	300	323	341	356	342	368	388	405	389	419	442	461	438	471	497	519	484	520	550	573
	Lo PR	115	123	134	143	122	130	142	151	127	135	147	157	133	142	155	165	140	148	162	173	144	154	168	179
	MBh	46.4	47.4	50.7	54.2	45.3	46.3	49.5	52.9	44.3	45.2	48.3	51.7	43.2	44.1	47.1	50.4	41.0	41.9	44.8	47.9	38.0	38.8	41.5	44.4
	S/T	0.93	0.87	0.71	0.53	0.97	0.91	0.74	0.55	0.99	0.93	0.76	0.56	1.00	0.96	0.78	0.58	1.00	0.99	0.81	0.61	1.00	1.00	0.82	0.61
	ΔT	25	24	21	17	25	24	21	17	25	24	21	17	25	24	21	17	24	24	21	17	22	22	20	16
kW	3.20	3.27	3.37	3.48	3.45	3.52	3.63	3.75	3.66	3.74	3.87	3.99	3.86	3.94	4.07	4.21	4.02	4.11	4.24	4.39	4.16	4.25	4.40	4.54	
Amps	15.1	15.4	15.8	16.2	16.1	16.4	16.8	17.3	17.2	17.5	18.0	18.6	18.1	18.5	19.0	19.6	19.1	19.5	20.1	20.7	20.1	20.5	21.1	21.8	
Hi PR	265	285	301	314	297	320	338	353	338	364	384	401	385	415	438	457	433	466	493	514	479	515	544	568	
Lo PR	114	122	133	141	121	128	140	149	125	134	146	155	132	140	153	163	138	147	160	171	143	152	166	177	
MBh	42.9	43.8	46.8	50.0	41.9	42.8	45.7	48.8	40.9	41.8	44.6	47.7	39.9	40.7	43.5	46.5	37.9	38.7	41.3	44.2	35.1	35.8	38.3	40.9	
S/T	0.90	0.84	0.69	0.51	0.93	0.87	0.71	0.53	0.95	0.90	0.73	0.54	0.99	0.92	0.75	0.56	1.02	0.96	0.78	0.58	1.03	0.97	0.79	0.59	
ΔT	25	24	21	17	26	25	21	17	26	25	21	17	26	25	22	17	25	24	21	17	24	23	20	16	
kW	3.12	3.19	3.29	3.39	3.36	3.43	3.54	3.66	3.57	3.65	3.77	3.89	3.76	3.84	3.97	4.10	3.92	4.00	4.14	4.28	4.05	4.14	4.28	4.43	
Amps	14.8	15.0	15.4	15.9	15.7	16.0	16.4	16.9	16.8	17.1	17.6	18.1	17.7	18.1	18.6	19.2	18.7	19.1	19.6	20.2	19.6	20.0	20.6	21.3	
Hi PR	257	277	292	305	289	310	328	342	328	353	373	389	374	402	425	443	420	452	478	498	465	500	528	551	
Lo PR	111	118	129	137	117	125	136	145	122	130	141	151	128	136	149	158	134	143	156	166	139	147	161	171	

85	MBh	48.7	49.6	51.9	55.4	47.5	48.4	50.7	54.1	46.4	47.3	49.5	52.8	45.3	46.1	48.3	51.5	43.0	43.8	45.9	49.0	39.8	40.6	42.5	45.4
	S/T	1.00	0.99	0.89	0.72	1.00	1.00	0.92	0.75	1.00	1.00	0.95	0.77	1.00	1.00	0.98	0.79	1.00	1.00	1.00	0.82	1.00	1.00	1.00	0.83
	ΔT	25	25	24	21	24	25	24	21	24	24	24	21	23	24	24	21	22	22	24	21	20	21	22	19
	kW	3.25	3.32	3.42	3.54	3.50	3.58	3.69	3.81	3.72	3.81	3.93	4.06	3.92	4.01	4.14	4.28	4.09	4.18	4.32	4.46	4.23	4.33	4.47	4.62
	Amps	15.3	15.6	16.0	16.5	16.3	16.6	17.1	17.6	17.4	17.8	18.3	18.9	18.4	18.8	19.3	19.9	19.4	19.8	20.4	21.0	20.4	20.8	21.4	22.1
	Hi PR	270	291	307	320	303	327	345	360	345	371	392	409	393	423	447	466	442	476	502	524	489	526	555	579
	Lo PR	117	124	135	144	123	131	143	152	128	136	149	158	134	143	156	166	141	150	164	174	146	155	169	180
	MBh	47.2	48.2	50.4	53.8	46.1	47.0	49.3	52.6	45.0	45.9	48.1	51.3	43.9	44.8	46.9	50.0	41.7	42.6	44.6	47.5	38.7	39.4	41.3	44.0
	S/T	0.98	0.94	0.85	0.69	1.00	0.98	0.88	0.72	1.00	1.00	0.90	0.73	1.00	1.00	0.93	0.76	1.00	1.00	0.97	0.79	1.00	1.00	0.98	0.79
	ΔT	27	26	25	21	27	26	25	22	26	26	25	22	25	26	25	22	24	25	25	22	22	23	23	20
kW	3.22	3.29	3.40	3.51	3.47	3.55	3.66	3.78	3.69	3.77	3.90	4.03	3.89	3.97	4.10	4.24	4.05	4.14	4.28	4.43	4.19	4.29	4.43	4.58	
Amps	15.2	15.5	15.9	16.4	16.2	16.5	16.9	17.4	17.3	17.7	18.1	18.7	18.3	18.7	19.2	19.8	19.3	19.7	20.2	20.9	20.2	20.7	21.3	22.0	
Hi PR	268	288	304	317	300	323	341	356	342	368	388	405	389	419	442	461	438	471	497	519	484	520	550	573	
Lo PR	115	123	134	143	122	130	142	151	127	135	147	157	133	142	155	165	140	148	162	173	144	154	168	179	
MBh	43.6	44.4	46.5	49.7	42.6	43.4	45.5	48.5	41.6	42.4	44.4	47.3	40.6	41.3	43.3	46.2	38.5	39.3	41.1	43.9	35.7	36.4	38.1	40.7	
S/T	0.94	0.91	0.82	0.67	0.98	0.94	0.85	0.69	1.00	0.97	0.87	0.71	1.00	1.00	0.90	0.73	1.00	1.00	0.93	0.76	1.00	1.00	0.94	0.76	
ΔT	27	27	25	22	27	27	25	22	27	27	25	22	27	27	26	22	25	26	25	22	23	24	24	20	
kW	3.15	3.21	3.31	3.42	3.39	3.46	3.57	3.69	3.60	3.68	3.80	3.93	3.79	3.87	4.00	4.14	3.95	4.04	4.17	4.31	4.09	4.18	4.32	4.47	
Amps	14.9	15.1	15.5	16.0	15.8	16.1	16.6	17.1	16.9	17.3	17.7	18.3	17.9	18.2	18.7	19.3	18.8	19.2	19.7	20.4	19.8	20.2	20.7	21.4	
Hi PR	260	279	295	308	291	314	331	345	331	357	377	393	377	406	429	447	425	457	483	503	469	505	533	556	
Lo PR	112	119	130	138	118	126	137	146	123	131	143	152	129	137	150	160	135	144	157	167	140	149	163	173	

IDB: Entering Indoor Dry Bulb Temperature
 High and low pressures are measured at the liquid and suction access fittings.
 Shaded area reflects AHRI (TVA) conditions
 Amps = Unit amps (Comp.+ Evaporator + Condenser fan motors)
 kW = Total system power

IDB	AIRFLOW	Outdoor Ambient Temperature																							
		65°F				75°F				85°F				95°F				105°F				115°F			
		59	63	67	71	59	63	67	71	59	63	67	71	59	63	67	71	59	63	67	71	59	63	67	71
70	MBh	54.8	56.8	62.2	-	53.5	55.5	60.8	-	52.2	54.2	59.3	-	51.0	52.8	57.9	-	48.4	50.2	55.0	-	44.9	46.5	50.9	-
	S/T	0.73	0.61	0.42	-	0.76	0.63	0.44	-	0.78	0.65	0.45	-	0.80	0.67	0.46	-	0.83	0.69	0.48	-	0.84	0.70	0.48	-
	ΔT	19	17	13	-	20	17	13	-	20	17	13	-	20	17	13	-	19	17	13	-	18	16	12	-
	kW	3.78	3.86	3.99	-	4.08	4.17	4.30	-	4.34	4.44	4.58	-	4.57	4.67	4.83	-	4.77	4.88	5.04	-	4.94	5.05	5.22	-
	Amps	17.3	17.7	18.2	-	18.5	18.9	19.4	-	19.9	20.3	20.9	-	21.1	21.5	22.2	-	22.3	22.8	23.5	-	23.5	24.0	24.7	-
	Hi PR	255	274	289	-	286	307	325	-	325	350	369	-	370	398	420	-	416	448	473	-	460	495	523	-
	Lo PR	108	115	125	-	114	121	132	-	119	126	138	-	125	132	145	-	130	139	152	-	135	144	157	-
	MBh	53.2	55.1	60.4	-	52.0	53.9	59.0	-	50.7	52.6	57.6	-	49.5	51.3	56.2	-	47.0	48.7	53.4	-	43.5	45.1	49.5	-
	S/T	0.70	0.58	0.40	-	0.72	0.60	0.42	-	0.74	0.62	0.43	-	0.76	0.64	0.44	-	0.79	0.66	0.46	-	0.80	0.67	0.46	-
	ΔT	20	17	13	-	20	18	13	-	20	18	13	-	21	18	14	-	20	18	13	-	19	16	12	-
kW	3.75	3.83	3.96	-	4.05	4.13	4.27	-	4.31	4.40	4.55	-	4.53	4.64	4.79	-	4.73	4.83	5.00	-	4.90	5.01	5.18	-	
Amps	17.2	17.5	18.0	-	18.4	18.8	19.3	-	19.7	20.2	20.7	-	20.9	21.4	22.0	-	22.1	22.6	23.3	-	23.3	23.8	24.5	-	
Hi PR	252	271	286	-	283	304	321	-	322	346	365	-	366	394	416	-	412	443	468	-	455	490	517	-	
Lo PR	107	114	124	-	113	120	131	-	117	125	136	-	123	131	143	-	129	137	150	-	134	142	155	-	
MBh	49.1	50.9	55.8	-	48.0	49.7	54.5	-	46.8	48.5	53.2	-	45.7	47.3	51.9	-	43.4	45.0	49.3	-	40.2	41.7	45.6	-	
S/T	0.67	0.56	0.39	-	0.70	0.58	0.40	-	0.71	0.60	0.41	-	0.74	0.62	0.43	-	0.76	0.64	0.44	-	0.77	0.64	0.45	-	
ΔT	20	18	13	-	21	18	14	-	21	18	14	-	21	18	14	-	21	18	14	-	19	17	13	-	
kW	3.66	3.74	3.86	-	3.95	4.03	4.16	-	4.20	4.29	4.43	-	4.42	4.52	4.67	-	4.61	4.71	4.87	-	4.77	4.88	5.04	-	
Amps	16.8	17.1	17.6	-	17.9	18.3	18.8	-	19.3	19.7	20.2	-	20.4	20.9	21.5	-	21.6	22.0	22.7	-	22.7	23.2	23.9	-	
Hi PR	244	263	278	-	274	295	312	-	312	336	354	-	355	382	404	-	400	430	454	-	442	475	502	-	
Lo PR	104	110	120	-	110	117	127	-	114	121	132	-	120	127	139	-	125	133	146	-	130	138	151	-	

75	MBh	55.7	57.4	62.1	66.7	54.4	56.0	60.7	65.1	53.1	54.7	59.2	63.6	51.8	53.4	57.8	62.0	49.2	50.7	54.9	58.9	45.6	47.0	50.8	54.6
	S/T	0.83	0.74	0.56	0.36	0.86	0.77	0.58	0.37	0.88	0.79	0.60	0.38	0.91	0.81	0.62	0.40	0.94	0.85	0.64	0.41	0.95	0.85	0.65	0.41
	ΔT	22	21	17	12	23	21	17	12	23	21	17	12	23	21	17	12	23	21	17	12	21	19	16	11
	kW	3.81	3.90	4.02	4.15	4.11	4.20	4.34	4.49	4.38	4.48	4.62	4.78	4.61	4.71	4.87	5.04	4.81	4.92	5.08	5.26	4.98	5.09	5.27	5.45
	Amps	17.5	17.8	18.3	18.9	18.7	19.1	19.6	20.2	20.1	20.5	21.1	21.8	21.3	21.7	22.4	23.1	22.5	23.0	23.7	24.5	23.7	24.2	24.9	25.8
	Hi PR	257	277	292	305	288	310	328	342	328	353	373	389	374	402	425	443	420	452	478	498	465	500	528	551
	Lo PR	109	116	127	135	115	123	134	143	120	127	139	148	126	134	146	156	132	140	153	163	136	145	158	169
	MBh	54.1	55.7	60.3	64.7	52.8	54.4	58.9	63.2	51.6	53.1	57.5	61.7	50.3	51.8	56.1	60.2	47.8	49.2	53.3	57.2	44.3	45.6	49.4	53.0
	S/T	0.79	0.71	0.54	0.34	0.82	0.73	0.56	0.36	0.84	0.75	0.57	0.37	0.87	0.78	0.59	0.38	0.90	0.81	0.61	0.39	0.91	0.81	0.62	0.40
	ΔT	23	21	18	12	24	22	18	12	24	22	18	12	24	22	18	12	23	22	18	12	22	20	17	11
kW	3.78	3.87	3.99	4.12	4.08	4.17	4.31	4.45	4.34	4.44	4.58	4.74	4.57	4.68	4.83	5.00	4.77	4.88	5.04	5.21	4.94	5.05	5.22	5.40	
Amps	17.3	17.7	18.2	18.8	18.5	18.9	19.4	20.1	19.9	20.3	20.9	21.6	21.1	21.6	22.2	22.9	22.3	22.8	23.5	24.3	23.5	24.0	24.7	25.6	
Hi PR	255	274	289	302	286	307	325	339	325	350	369	385	370	398	420	439	416	448	473	493	460	495	523	545	
Lo PR	108	115	125	134	114	121	132	141	119	126	138	147	125	132	145	154	131	139	152	161	135	144	157	167	
MBh	49.9	51.4	55.6	59.7	48.8	50.2	54.4	58.3	47.6	49.0	53.1	56.9	46.5	47.8	51.8	55.6	44.1	45.4	49.2	52.8	40.9	42.1	45.6	48.9	
S/T	0.76	0.68	0.52	0.33	0.79	0.71	0.54	0.34	0.81	0.73	0.55	0.35	0.84	0.75	0.57	0.36	0.87	0.78	0.59	0.38	0.88	0.78	0.59	0.38	
ΔT	24	22	18	12	24	22	18	12	24	22	18	12	24	22	18	12	24	22	18	12	22	20	17	12	
kW	3.69	3.77	3.89	4.02	3.98	4.07	4.20	4.34	4.23	4.33	4.47	4.62	4.46	4.56	4.71	4.87	4.65	4.75	4.91	5.08	4.81	4.92	5.09	5.26	
Amps	16.9	17.3	17.7	18.3	18.1	18.5	19.0	19.6	19.4	19.8	20.4	21.1	20.6	21.0	21.6	22.4	21.7	22.2	22.9	23.6	22.9	23.4	24.1	24.9	
Hi PR	247	266	281	293	277	298	315	328	315	339	358	373	359	386	408	425	404	435	459	479	446	480	507	529	
Lo PR	105	111	122	130	111	118	129	137	115	122	134	142	121	129	140	149	127	135	147	157	131	139	152	162	

IDB: Entering Indoor Dry Bulb Temperature
 High and low pressures are measured at the liquid and suction access fittings.
 Shaded area reflects ACCA (TVA) conditions
 Amps = Unit amps (Comp.+ Evaporator + Condenser fan motors)
 kW = Total system power

IDB	AIRFLOW	Outdoor Ambient Temperature																							
		65°F				75°F				85°F				95°F				105°F				115°F			
		59	63	67	71	59	63	67	71	59	63	67	71	59	63	67	71	59	63	67	71	59	63	67	71
1898	MBh	56.7	58.0	61.9	66.2	55.4	56.6	60.5	64.6	54.1	55.3	59.0	63.1	52.8	53.9	57.6	61.6	50.1	51.2	54.7	58.5	46.4	47.4	50.7	54.2
	S/T	0.91	0.85	0.69	0.52	0.94	0.88	0.72	0.54	0.97	0.91	0.74	0.55	1.00	0.94	0.76	0.57	1.00	1.00	0.79	0.59	1.00	1.00	0.80	0.60
	ΔT	25	24	21	17	25	24	21	17	25	24	21	17	26	24	21	17	24	25	21	17	22	23	20	16
	kW	3.85	3.93	4.06	4.19	4.15	4.24	4.38	4.52	4.41	4.51	4.66	4.82	4.65	4.75	4.91	5.08	4.85	4.96	5.13	5.30	5.02	5.14	5.31	5.50
	Amps	17.6	18.0	18.5	19.1	18.8	19.2	19.8	20.4	20.2	20.7	21.3	22.0	21.4	21.9	22.6	23.3	22.7	23.2	23.9	24.7	23.9	24.4	25.1	26.0
80	Hi PR	260	279	295	308	291	314	331	345	331	357	377	393	377	406	429	447	425	457	483	503	469	505	533	556
	Lo PR	110	117	128	136	116	124	135	144	121	129	140	150	127	135	148	157	133	142	155	165	138	147	160	170
	MBh	55.1	56.3	60.1	64.3	53.8	55.0	58.7	62.8	52.5	53.6	57.3	61.3	51.2	52.3	55.9	59.8	48.7	49.7	53.1	56.8	45.1	46.1	49.2	52.6
	S/T	0.87	0.81	0.66	0.50	0.90	0.84	0.69	0.51	0.92	0.87	0.70	0.53	0.95	0.89	0.73	0.54	0.99	0.93	0.75	0.56	1.00	0.93	0.76	0.57
	ΔT	26	25	22	17	26	25	22	18	26	25	22	18	27	25	22	18	26	25	22	17	24	23	20	16
1691	kW	3.81	3.90	4.02	4.15	4.11	4.20	4.34	4.49	4.38	4.48	4.62	4.78	4.61	4.71	4.87	5.04	4.81	4.92	5.08	5.26	4.98	5.09	5.27	5.45
	Amps	17.5	17.8	18.3	18.9	18.7	19.1	19.6	20.2	20.1	20.5	21.1	21.8	21.3	21.7	22.4	23.1	22.5	23.0	23.7	24.5	23.7	24.2	24.9	25.8
	Hi PR	257	277	292	305	289	310	328	342	328	353	373	389	374	402	425	443	420	452	478	498	465	500	528	551
	Lo PR	109	116	127	135	115	123	134	143	120	127	139	148	126	134	146	156	132	140	153	163	136	145	158	169
	MBh	50.8	51.9	55.5	59.3	49.6	50.7	54.2	57.9	48.5	49.5	52.9	56.6	47.3	48.3	51.6	55.2	44.9	45.9	49.0	52.4	41.6	42.5	45.4	48.6
1483	S/T	0.84	0.79	0.64	0.48	0.87	0.81	0.66	0.49	0.89	0.83	0.68	0.51	0.92	0.86	0.70	0.52	0.95	0.89	0.73	0.54	0.96	0.90	0.73	0.55
	ΔT	26	25	22	18	27	26	22	18	27	26	22	18	27	26	22	18	27	25	22	18	25	24	21	17
	kW	3.72	3.80	3.92	4.05	4.01	4.10	4.23	4.37	4.27	4.36	4.51	4.66	4.49	4.60	4.75	4.91	4.69	4.79	4.95	5.12	4.85	4.96	5.13	5.31
	Amps	17.1	17.4	17.9	18.5	18.2	18.6	19.1	19.8	19.6	20.0	20.6	21.3	20.8	21.2	21.8	22.5	21.9	22.4	23.1	23.8	23.1	23.6	24.3	25.1
	Hi PR	249	268	283	296	280	301	318	332	318	343	362	377	363	390	412	430	408	439	463	483	451	485	512	534
Lo PR	106	113	123	131	112	119	130	138	116	124	135	144	122	130	142	151	128	136	149	158	132	141	154	164	

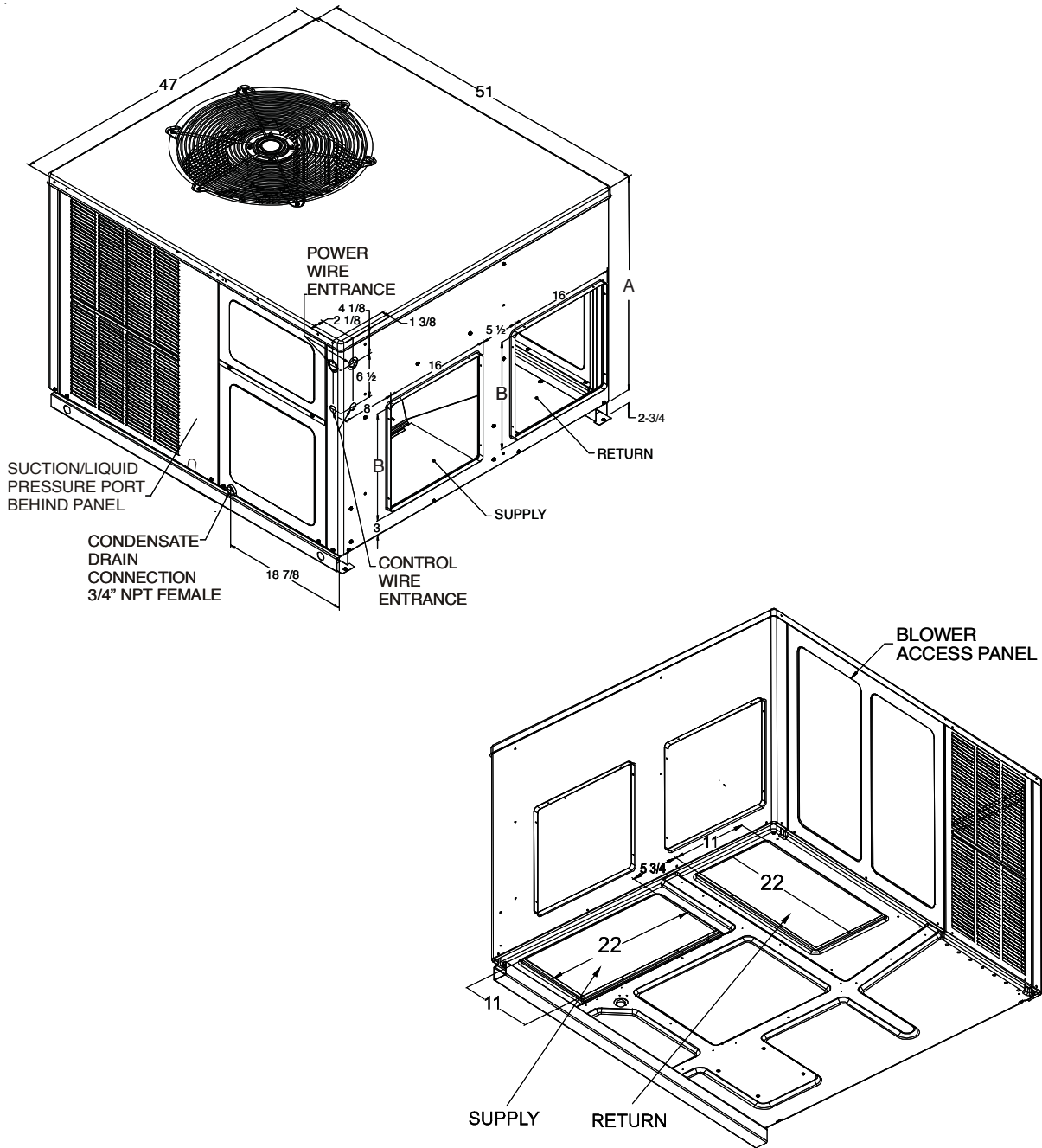
1898	MBh	57.7	58.8	61.6	65.7	56.4	57.5	60.2	64.2	55.0	56.1	58.7	62.7	53.7	54.7	57.3	61.1	51.0	52.0	54.4	58.1	47.2	48.2	50.4	53.8
	S/T	0.95	0.92	0.83	0.67	0.99	0.95	0.86	0.70	1.00	0.98	0.88	0.72	1.00	1.00	0.91	0.74	1.00	1.00	0.95	0.77	1.00	1.00	0.95	0.77
	ΔT	27	26	25	21	27	27	25	22	27	27	25	22	26	27	25	22	25	25	25	22	23	23	23	20
	kW	3.88	3.96	4.09	4.22	4.18	4.27	4.41	4.56	4.45	4.55	4.70	4.86	4.69	4.80	4.96	5.13	4.89	5.00	5.17	5.35	5.07	5.18	5.36	5.54
	Amps	17.7	18.1	18.6	19.2	19.0	19.4	19.9	20.6	20.4	20.8	21.4	22.1	21.6	22.1	22.7	23.5	22.8	23.3	24.0	24.9	24.1	24.6	25.3	26.2
1691	Hi PR	262	282	298	311	294	317	334	349	335	360	380	397	381	410	433	452	429	462	487	508	474	510	539	562
	Lo PR	111	118	129	138	118	125	137	145	122	130	142	151	128	137	149	159	134	143	156	166	139	148	162	172
	MBh	56.0	57.1	59.8	63.8	54.7	55.8	58.4	62.3	53.4	54.5	57.0	60.8	52.1	53.1	55.6	59.4	49.5	50.5	52.9	56.4	45.9	46.7	49.0	52.2
	S/T	0.91	0.88	0.79	0.64	0.94	0.91	0.82	0.67	0.97	0.93	0.84	0.68	1.00	0.96	0.87	0.71	1.00	1.00	0.90	0.73	1.00	1.00	0.91	0.74
	ΔT	28	27	26	22	28	28	26	23	28	28	26	23	28	28	26	23	27	27	26	22	25	25	24	21
1483	kW	3.85	3.93	4.06	4.19	4.15	4.24	4.38	4.52	4.41	4.51	4.66	4.82	4.65	4.75	4.91	5.08	4.85	4.96	5.13	5.30	5.02	5.14	5.31	5.50
	Amps	17.6	18.0	18.5	19.1	18.8	19.2	19.8	20.4	20.2	20.7	21.3	22.0	21.4	21.9	22.6	23.3	22.7	23.2	23.9	24.7	23.9	24.4	25.1	26.0
	Hi PR	260	279	295	308	291	314	331	345	331	357	377	393	377	406	429	447	425	457	483	503	469	505	533	556
	Lo PR	110	117	128	136	116	124	135	144	121	129	140	150	127	135	148	157	133	142	155	165	138	147	160	170
	MBh	51.7	52.7	55.2	58.9	50.5	51.5	53.9	57.5	49.3	50.3	52.6	56.2	48.1	49.0	51.4	54.8	45.7	46.6	48.8	52.0	42.3	43.1	45.2	48.2
85	S/T	0.88	0.85	0.76	0.62	0.91	0.88	0.79	0.64	0.93	0.90	0.81	0.66	0.96	0.93	0.84	0.68	1.00	0.96	0.87	0.71	1.00	0.97	0.88	0.71
	ΔT	28	28	26	23	28	28	26	23	29	28	27	23	29	28	27	23	28	28	26	23	26	26	25	21
	kW	3.75	3.83	3.96	4.08	4.05	4.13	4.27	4.41	4.30	4.40	4.54	4.70	4.53	4.63	4.79	4.95	4.73	4.83	5.00	5.17	4.89	5.01	5.17	5.35
	Amps	17.2	17.5	18.0	18.6	18.4	18.8	19.3	19.9	19.7	20.2	20.7	21.4	20.9	21.4	22.0	22.7	22.1	22.6	23.3	24.0	23.3	23.8	24.5	25.3
	Hi PR	252	271	286	299	283	304	321	335	321	346	365	381	366	394	416	434	412	443	468	488	455	490	517	539
Lo PR	107	114	124	132	113	120	131	140	117	125	136	145	123	131	143	152	129	137	150	160	134	142	155	165	

IDB: Entering Indoor Dry Bulb Temperature
 High and low pressures are measured at the liquid and suction access fittings.
 Shaded area reflects AHRI (TVA) conditions
 Amps = Unit amps (Comp. + Evaporator + Condenser fan motors)
 kW = Total system power

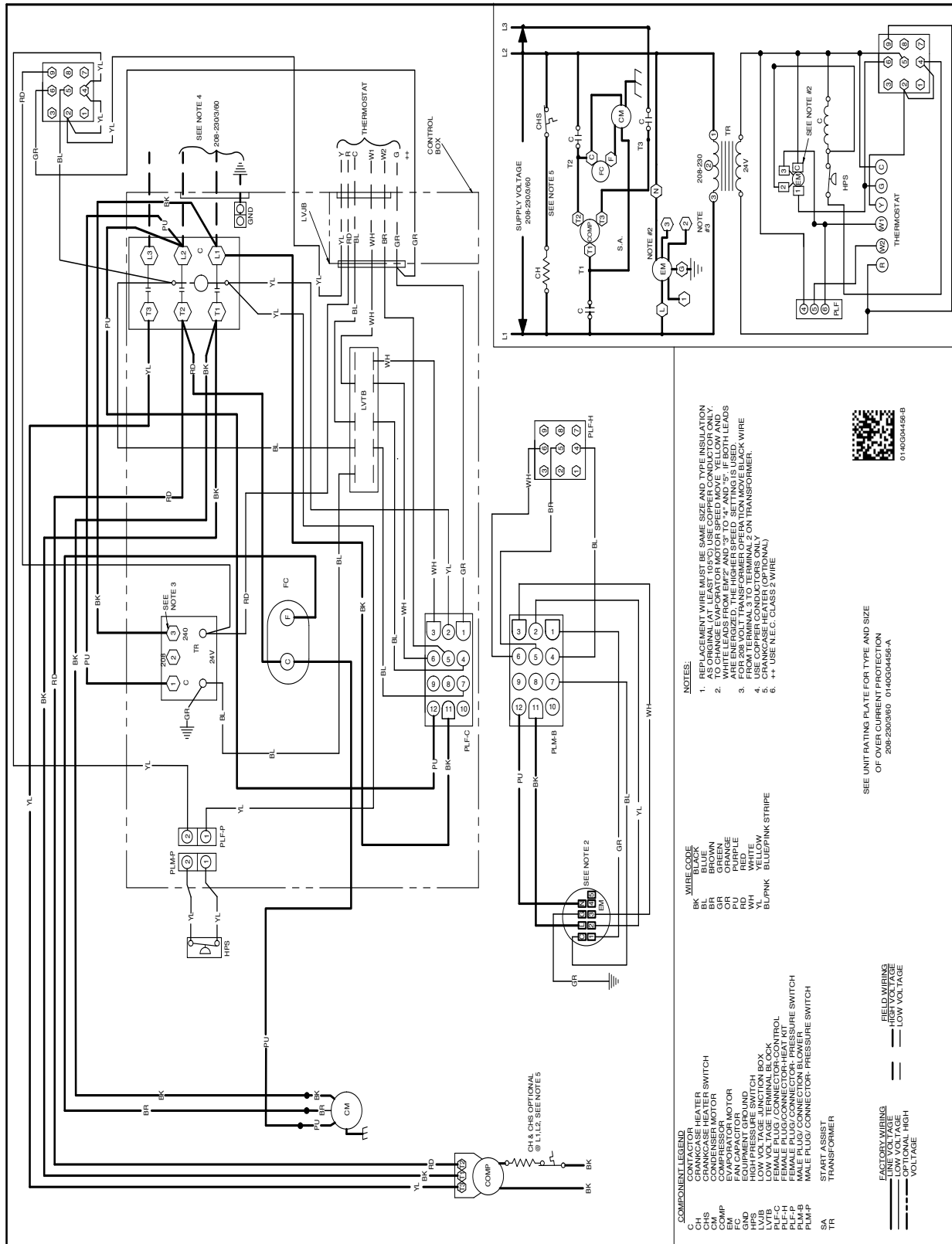
MODEL	MOTOR TAP SPEED	VOLTS	E.S.P (IN. OF H ₂ O)									
			0.1	0.2	0.3	0.4	0.5	0.6	0.7	0.8	0.9	
DP14CM 3643*	T1	230	CFM	1,070	1,030	980	935	870	775	720	665	---
			WATTS	145	161	165	173	181	190	198	202	---
	T2/T3	230	CFM	1,285	1,245	1,205	1,165	1,110	1,060	1,005	910	860
			WATTS	238	246	258	264	263	282	288	296	296
	T4/T5	230	CFM	1,505	1,465	1,420	1,385	1,335	1,300	1,250	1,205	1,150
			WATTS	359	371	384	383	393	398	406	416	422
DP14CM 4843*	T1	230	CFM	1,355	1,300	1,250	1,210	1,155	1,110	1,045	965	905
			Watts	212	228	230	246	248	261	273	282	289
	T2/T3	230	CFM	1,655	1,610	1,575	1,530	1,485	1,440	1,395	1,340	1,285
			Watts	365	370	383	396	410	417	416	423	434
	T4/T5	230	CFM	1,895	1,855	1,805	1,770	1,730	1,685	1,640	1,600	1,565
			Watts	558	558	578	584	590	594	602	612	615
DP14CM 6043*	T1	230	CFM	1,360	1300	1,260	1,215	1,175	1,125	1,085	1,030	960
			Watts	213	221	233	244	255	264	273	293	304
	T2/T3	230	CFM	1,665	1,630	1,595	1,555	1,505	1,475	1,425	1,380	1,360
			Watts	385	405	410	409	429	441	448	454	471
	T4/T5	230	CFM	2,000	1,960	1,925	1,875	1,835	1,800	1,760	1,725	1,680
			Watts	642	651	660	651	672	683	691	699	695

NOTES:

- Data shown is dry coil. Wet coil pressure drop is approximately 0.1" H₂O, for two-row indoor coil; 0.2" H₂O, for three-row indoor coil; and 0.3" H₂O, for four-row indoor coil.
- Data shown does not include filter pressure drop, approximately 0.08" H₂O.
- ALL MODELS SHOULD RUN NO LESS THAN 350 CFM/TON. USE HIGHER SPEED TAP OR NEXT SIZE LARGER BLOWER ASM. See Repair Parts list.
- Reduce airflow by 2% for 208-volt operation.



MODEL	CHASSIS SIZE		DIMENSIONS (")		
	MEDIUM	LARGE	H x D x W	B	A
DP14CM3643	X		34 3/4 x 51 x 47	16	32
DP14CM4843		X	42 3/4 x 51 x 47	18	40
DP14CM6043		X	42 3/4 x 51 x 47	18	40



WARNING

High Voltage: Disconnect all power before servicing or installing this unit. Multiple power sources may be present. Failure to do so may cause property damage, personal injury, or death.

ITEM	DESCRIPTION	FITS CHASSIS SIZE
20464501NGK	Horizontal Duct Cover	Medium
20464502NGK	Horizontal Duct Cover	Large
CDK36	Concentric Kit	Medium
CDK4872	Concentric Kit	Large
DDNECNJPCHMM	Downflow Economizer	Medium
DDNECNJPCHML	Downflow Economizer	Large
DDNIFRPCHMM	Downflow Internal Filter Rack	Medium
DDNIFRPCHML	Downflow Internal Filter Rack	Large
DHZECNJPGCHM	Horizontal Economizer	Medium
DHZECNJPGCHL	Horizontal Economizer	Large
DPHFRA	External Horizontal Filter Rack	All Sizes
DDN25FDPGCHMM	25% Manual Downflow Fresh Air Damper	Medium
DDN25FDPGCHML	25% Manual Downflow Fresh Air Damper	Large
DHZ25FDPGCHMM	25% Manual Horizontal Fresh Air Damper	Medium
DHZ25FDPGCHML	25% Manual Horizontal Fresh Air Damper	Large
DDN25MFDPGCHMM	25% Motorized Downflow Fresh Air Damper	Medium
DDN25MFDPGCHML	25% Motorized Downflow Fresh Air Damper	Large
DHZ25MFDPGCHMM	25% Motorized Horizontal Fresh Air Damper	Medium
DHZ25MFDPGCHML	25% Motorized Horizontal Fresh Air Damper	Large
OT/EHR18-60	Outdoor Thermostat & Emergency Heat Relay Kit	All Sizes
OT18-60A	Outdoor Thermostat Kit w/ Lockout Stat	All Sizes
D14CRBPGCHMA	Roof Curb	All Sizes
SQRPG101/102	Square-to-Round Adapter w/16" Round for Downflow Application	Medium
SQRPG103	Square-to-Round Adapter w/18" Round for Downflow Application	Large
SQRPGH101/102	Square-to-Round Adapter w/16" Round for Horizontal Application	Medium
SQRPGH103	Square-to-Round Adapter w/18" Round for Horizontal Application	Large

MODEL & HEAT KIT USAGE	CIRCUIT #1		ACTUAL Kw / BTU@ 240V
	MCA ¹	MOD ²	
DP14CM3643** HKR3-15B	3.8 / 3.8 39 / 45	-- 60 / 60	-- 15.0 / 51,000
DP14CM4843** HKR3-15B HKR3-20B	5.8 / 5.8 39 / 45 51 / 55	-- 60 / 60 60 / 60	-- 15.0 / 51,000 19.5 / 66,500
DP14CM6043** HKR3-15B HKR3-20B	7.6 / 7.6 39 / 45 51 / 55	-- 60 / 60 60 / 60	-- 15.0 / 51,000 19.5 / 66,500

¹ Minimum Circuit Ampacity @ 208 / 240 V

² Maximum Overcurrent Protection device @ 208 / 240 V

* Revision level that may or may not be designated

C Circuit Breaker option

